

50 NEST

7.5W INTEGRATED LED MODULE



- Feather weight construction, ~120 grams
- Class 2 LED module with integrated LED driver
- >100 lm/W module
- Colour rendering index, ProART Ra~95, Standard Ra~85
- 3 steps MacAdam ellipse binning
- ATePS™ smart thermal dimming to protect LED lifetime*
- ComfyEYE aspect provides high quality uniform and comfort light with low stroboscopic optical flicker less than 5%**
- X-BEAM converging optical lens maximises luminaire light output ratio
- IP40 for 10° beam module, IP54 for 20°/35°/60° beam module
- Power factor > 0.9



The information above is at nominal values accuracy of +/-7%.

*ATePS™ Automated Thermal Protection System is the trademark of ELR.

APPLICATION

- Hotel and galleries
- Offices
- Retail, fashion stores and showroom
- Residential

TECHNOLOGY BENEFITS

- Superior light rendering quality offering balanced white with embedded green and red tone
- Excellent cost savings and quicker ROI
- Quick installation, no costly modification required
- Low maintenance
- Comfort, safety and no glass

AVAILABLE OPTIONS

DRIVER

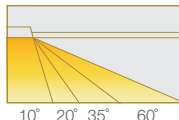


TEMPERATURE



BEAM ANGLE

SINGLE CCT
50 NEST



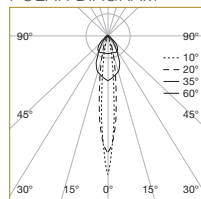
DIMENSIONS (MM)

*Displayed height measurements are for highest point of fitting.

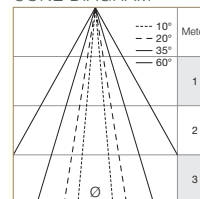


50 NEST

POLAR DIAGRAM



CONE DIAGRAM



	Emax (lx)			
	10°	20°	35°	60°
E (0°)	5974	5492	2499	866
Cone DO (m)	0.19	0.26	0.58	1.15
E (0°)	1493.5	1373	624.75	217
Cone DO (m)	0.38	0.52	1.16	2.30
E (0°)	684	610	278	96
Cone DO (m)	0.57	0.78	1.74	3.45

SYSTEM SPECIFICATIONS

LED Lamp Power	LED System Power	Colour	Beam Angle	STANDARD CRI 85		PROART CRI 95		Driver Options
				Intensity (cd)	Luminous Flux	Intensity (cd)	Luminous Flux	
7.5W	10W	WARM : 2700K	60°	870	950	740	808	ND, PH, AN, DA
		WARM : 3000K	35°	2500	950	2125	808	
		NATURAL : 3500K	20°	5490	750	4667	638	
		NATURAL : 4000K	10°	5970	750	5075	638	
		COOL : 5000K						

Data are based on 3000K. Nominal data of 2700K and 3500K are shared with 3000K.
Higher CCT of 4000K and 5000K will have a nominal data value of 5% higher than published.

the table information is at nominal values accuracy of +/-7%
nominal CRI ~85, equal to Ra >80-87, R9 > 0
nominal CRI ~95, equal to Ra >90-97, R9 > 50

DETAILS SPECIFICATION

Family Type	50 NEST Series
Mains voltage	220-240, 50Hz
Power factor	>0.9
Colour options	Black
Installation Compatibility	Compatible with most MR16 fittings. Optional AR70 and AR111 mounting brackets available.
Lifetime	50,000 HOURS (80% lumen maintenance at Ta = 25°C), B10
Dimming	Phase (triac) dimmer, 0-10V, DALI
Mains connection	100mm 2x0.75mm2 double insulated wires
Materials	Aluminium, plastic
Fire safety	Glow wire test 850C, UL94V-0, VW-1
Flammability mark	F
IP code	IP40 (10° beam module), IP54 (15°/35°/60° beam module)
Safety class	Class 2
Accessories	AR70, AR111
Standards	IEC 62031, IEC 61347-2-13
Regulatory markings	CE, CB, RCM
Weight	120g

LED MODULE				DRIVER
LED Power	Beam Angle	Colour Temp	CRI	Dimming
ELR50N 7.5W	—	—	—	—
10	10°	27 2700K	Standard	ND Non-Dim
20	20°	30 3000K	PA ProART	PH Phase
35	35°	35 3500K		AN 0-10V
60	60°	40 4000K		DA DALI
		50 5000K		

example: ELR50N.20.40.PH